

# DON'TS

- ◆ **Don't** flush solids such as disposable diapers, cigarette butts, and tampons down the toilet.




- ◆ **Don't** dump cleaners, cooking oil, grease, or mop water down the drain.



- ◆ **Don't** use a garbage disposal.

- ◆ **Don't** drive over drainfield or build anything on it.



- ◆ **Don't** wait to get help after problems develop.

- ◆ **Don't** use storebought chemicals in your septic tank because they do not work.

Written by: Denise Hoffman, William Thom, Kim Henken, and Jenny Cocanougher.



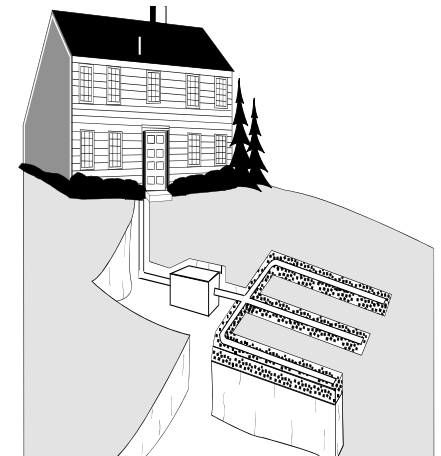
This material is based upon work supported by the Cooperative State Research, Education and Extension Service, U.S. Department of Agriculture, under special project number EWQI-10395.

*Educational Programs of the Kentucky Cooperative Extension Service serve all people regardless of race, color, age, sex, religion, disability, or national origin.*

April, 1999  
Revised March 2007

## Don't Want Problems with Your Septic System?

### The Do's and Don'ts of Taking Care of Your Septic System



COOPERATIVE EXTENSION SERVICE




UNIVERSITY OF KENTUCKY  
College of Agriculture

## Do's and Don'ts of Taking Care of Your Septic System

### DO'S

- ◆ **Do** conserve water.
- ◆ **Do** take shorter showers.




- ◆ **Do** turn water off while brushing teeth, or washing dishes.



- ◆ **Do** fix dripping faucets.



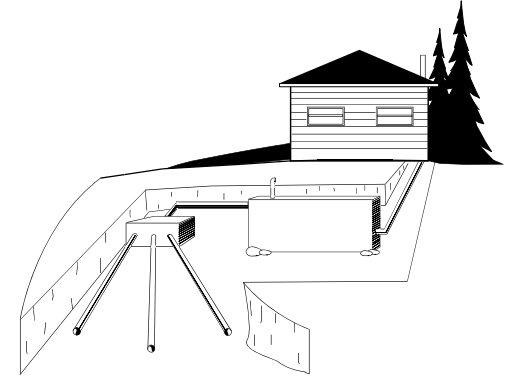
- ◆ **Do** wash full loads of clothes.



- ◆ **Do** compost your garbage instead of using a garbage disposal.



- ◆ **Do** know where your septic tank is located.



- ◆ **Do** have your septic tank cleaned by a pumper every three to five years.

