





Poison-Proof Your Home



Each year, poison centers across the United States receive more than 1 million calls about children being accidentally poisoned. Young children are curious and get into everyday things that can hurt or even kill them. Use these tips to help poison-proof your home:

- ✓ When possible, use products without chemicals.
- ✓ Choose products with safety caps.
- ✓ Store drugs, chemicals, and other hazardous products out of the reach of children. A locked cabinet is best. 
- ✓ Never call medicine “candy.”
- ✓ Always store products in the original container.
- ✓ Read the product label on how to use and store.
- ✓ Never mix two products together.
- ✓ Post the number for the poison control center near your phone (800-222-1222).
- ✓ Do not keep toxic chemicals that you do not use often. Instead, give them to someone who can use them.
- ✓ Know the names of all plants in your home.
- ✓ First, try something besides chemical pesticides to get rid of pests. Get rid of the food or water that attracts them.
- ✓ Use traps instead of poisons or sprays for pests.
- ✓ Pull weeds instead of using chemicals.
- ✓ Make sure your child is somewhere else when you are using household chemicals or pesticides. 



Poison-Proof Your Home

Each year, poison centers across the United States receive more than 1 million calls about children being accidentally poisoned. Young children are curious and get into everyday things that can hurt or even kill them. Use these tips to help poison-proof your home:

- ✓ When possible, use products without chemicals.
- ✓ Choose products with safety caps.
- ✓ Store drugs, chemicals, and other hazardous products out of the reach of children. A locked cabinet is best. 
- ✓ Never call medicine “candy.”
- ✓ Always store products in the original container.
- ✓ Read the product label on how to use and store.
- ✓ Never mix two products together.
- ✓ Post the number for the poison control center near your phone (800-222-1222).
- ✓ Do not keep toxic chemicals that you do not use often. Instead, give them to someone who can use them.
- ✓ Know the names of all plants in your home.
- ✓ First, try something besides chemical pesticides to get rid of pests. Get rid of the food or water that attracts them.
- ✓ Use traps instead of poisons or sprays for pests.
- ✓ Pull weeds instead of using chemicals.
- ✓ Make sure your child is somewhere else when you are using household chemicals or pesticides. 

Store poisons safely in your

- ✓ House
- ✓ Garage
- ✓ Yard
- ✓ Barn or outside building
- ✓ Diaper bag
- ✓ Purse
- ✓ Car



If a poisoning occurs . . .

- Remain calm.
- Call 911 or your local emergency number if the person is unconscious, convulsing or having difficulty breathing.
- Otherwise, call the local poison center.



Prepared by Kimberly B. Henken, M.S., Extension Associate for Environmental Issues, and Denise Rennekamp, M.S., Extension Associate for Health August 2004

References:

- Clarke, B.P. and P. Chyka. "Parenting Tips for Poison Prevention." Agriculture Extension Service, The University of Tennessee.
- Henken, K.B. and D. Hoffman. "Protect Your Child From Environmental Health Risks." 2002. Cooperative Extension Service, University of Kentucky, College of Agriculture.

For more information, contact your County Extension Agent for Family and Consumer Sciences or visit the Web site for Family and Consumer Sciences, College of Agriculture, University of Kentucky, at www.ca.uky.edu/agcollege/fcs

Educational programs of Kentucky Cooperative Extension serve all people regardless of race, color, age, sex, religion, disability or national origin.

Store poisons safely in your

- ✓ House
- ✓ Garage
- ✓ Yard
- ✓ Barn or outside building
- ✓ Diaper bag
- ✓ Purse
- ✓ Car



If a poisoning occurs . . .

- Remain calm.
- Call 911 or your local emergency number if the person is unconscious, convulsing or having difficulty breathing.
- Otherwise, call the local poison center.



Prepared by Kimberly B. Henken, M.S., Extension Associate for Environmental Issues, and Denise Rennekamp, M.S., Extension Associate for Health August 2004

References:

- Clarke, B.P. and P. Chyka. "Parenting Tips for Poison Prevention." Agriculture Extension Service, The University of Tennessee.
- Henken, K.B. and D. Hoffman. "Protect Your Child From Environmental Health Risks." 2002. Cooperative Extension Service, University of Kentucky, College of Agriculture.

For more information, contact your County Extension Agent for Family and Consumer Sciences or visit the Web site for Family and Consumer Sciences, College of Agriculture, University of Kentucky, at www.ca.uky.edu/agcollege/fcs

Educational programs of Kentucky Cooperative Extension serve all people regardless of race, color, age, sex, religion, disability or national origin.